




EQUIPMENT LIST

<i>Piece of Equipment</i>	<i>Used for</i>	<i>Reason why</i>
<p><u>Nikon D5100</u></p> 	<p>Filming as all my scenes are located indoors and this camera is very good in that environment.</p>	<p>The LCD is located on the side of the camera which allows it to face away from the camera from a 180-degree angle and 270-degree rotation. The Nikon D5100 is then able to shoot from any angle. It's autofocus is also very impressive and the 420-pixel metering system has been noticed to be exceptional. Together this gives the camera the ability to produce brilliant images and video clips.</p>
<p><u>Nikon 500</u></p> 	<p>Like the Nikon D5100 it is perfect to use when filming inside.</p>	<p>The autofocus on the Nikon 500 is extremely sharp and allows you to shoot videos in 4K. The 10fps shooting ability allows it to perform very successfully no matter the environment. Also it weighs much less than other cameras of its quality as well as the white balance seems to be above par. And it has an impressive 20.8 million pixels in the full-frame sensor.</p>
<p><u>Tripod</u></p> 	<p>It is important to use a tripod to have steady shots.</p>	<p>The tripod allows more light to enter the camera in comparison when using the camera by hand. Also this again helps when I want shots at different heights and angles.</p>

Moza Gimbal



When filming allows there to be a smooth movement instead of a shaky hand.

Using the gimbal allows there to have basically totally freedom in movement when filming which also gives you the opportunity for a sense of creativity . There is no worry that the clips will be shaky and would be a struggle during the editing period.

Mic



Record the dialogue of the actors and the diegetic sounds

It is important to have good audio in the film and to make sure the diegetic sounds are crisp and using this mic will allows there to have both of those things