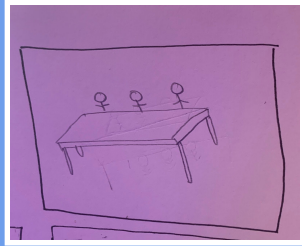


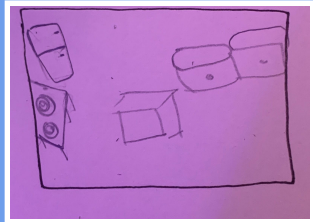















# TRANSITION/SHOT SCRIPT

SCENE	SHOT TYPE	DESCRIPTION	AUDIO
1. Lilly Wright's home, Dining Room	 <p>Establishing shot. Dinner table</p>	<p>Everyone gathered around the table. Introduces all the characters that will be part of the film. Every AI character acts the same whilst the main character will be seen acting differently.</p>	Diegetic - people laughing and talking.
	 <p>Close up shot, Lilliana's face</p>	Shows the main character's expressions and allows the viewers to understand how she's feeling.	Diegetic - people laughing and talking.
	 <p>Panning shot, all the ai robots</p>	Shows their expression of each of the characters.	Diegetic- ai robots talking to the main character.
2. Lily Wright's home, Kitchen	 <p>Long shot</p>	Shows Lily walking into the kitchen. Allows the viewers to see more of the setting and an idea of the theme of the film.	Non diegetic - background music (upbeat)

	 <p>Extreme Close up shot, cupboard</p>	<p>Focuses on her medication. Gives the audience a bit of background by having this angle. Having an extreme close up signifies the importance the medication has in the main character's life.</p>	<p>Diegetic - the opening of the cupboard and sighs coming from the main character</p>
	 <p>Close up Shot, the tap</p>	<p>Focuses on the tap to create a sense of normality with a little bit of creepiness.</p>	<p>Diegetic - the water running from the tap</p>
	 <p>Medium long shot, Lily's upper body</p>	<p>The shot shows how the main character feels after taking her medication. Again highlighting the backstory of the character and how her everyday life is portrayed.</p>	<p>Non diegetic - background music, sound effect of a gulp and she takes her medication.</p>
<p>3. Lily Wright's home, Living Room</p>	 <p>Wide shot, Lily's body</p>	<p>Her sitting on the sofa watching television, allows the viewers to see where tension is about to occur</p>	<p>Non diegetic - television sound effects, remote sound effects</p>

	 <p>Off the shoulder shot, Lamp</p>	<p>Shows the action of the light turning on by itself. This then allows the audience to recognise the creepy signs that are about to occur.</p>	<p>Non diegetic - creepy background music, sound effect of a light turning on, television sound effect.</p>
	 <p>Wide shot, room</p>	<p>Using a wide shot to allow the viewers to watch all the lights turn off and so does the television. Having it in a wide shot makes sure nothing is missed and creates more thrill and suspense.</p>	<p>Non diegetic - sound effects of flickering lights and glitchy television.</p>
	 <p>Medium Shot</p>	<p>The medium shot focuses on the main characters body waist up, this is because it's the perfect shot to show the body language and facial expressions of the actress.</p>	<p>Diegetic - her deep breaths Non diegetic - intense creepy music, buzzing electricity.</p>
	 <p>Close up shot , television turned back on, glitchy.</p>	<p>By using a close up camera angle the only focus of this shot is the television. I want the viewers to only notice the weird behaviour of the</p>	<p>Non diegetic - buzzing electricity, intense creepy music</p>

		tv and this angle is beneficial for it.	
4. Lily Wright's home, Dining Room	 <p>Panning shot, Lily running</p>	A panning shot will be used in this scene because it draws the audience in, making them think that they're part of the scene. The actress will be running and her facial expressions will express fear.	Diegetic - crying, deep breaths Non diegetic - running sound effect, creepy intense music
	 <p>Birds point of view, Lily also running</p>	Having another angle from which the main actress is running away just adds a sense of creativity and less boring and simplistic scenes. It can keep the audience hooked in continuing to watch the film.	Diegetic - deep breaths, crying Non diegetic - running sound effect, intense creepy music
	 <p>Wide shot , all of the AI characters standing in the line with the same body position</p>	This wide shot allows the rest of the characters to appear on screen together. The reasoning behind this is if all of the actors (except the main) are involved standing in a	Non diegetic - creepy intense music

		<p>straight line it creates a dramatic scene. Being able to see each and everyone's whole body acting completely the same adds to the thrill and creepiness.</p>	
	 <p>Worms Eye View / Low Angle</p>	<p>Having a low angle gives the audience the perception that the ai characters are seen to be more powerful and that the main character is in a weaker position.</p>	<p>Non diegetic - creepy intense music</p>
	 <p>Birds Eye View</p>	<p>This angle also shows Lily's position in which she is in a position of defeat as the ai robots surround her.</p>	<p>Diegetic - deep breaths Non diegetic - creepy intense music</p>